



# ***Bookmarker***

Your favorite After Effects projects  
only a button click away

manual for v1.1

# Bookmarker

Stop waisting your time. Bookmark it.

Bookmarker is a compact toolbar for After Effects that makes it easy to access your most visited projects. Open After Effects project, save it as a bookmark and you're done - next time you can open that projects from Bookmarker's list. Easy as that.

Working with multiple machines? Then you'll love the option to share bookmarks - just set where your bookmarks file is saved, navigate all your machines to that path and boom - with a click of a button you all have list that is synced between all your computers.

## Installation

Follow these two simple steps to install script:

1. Unpack the archive you have downloaded and copy / paste files (both "Bookmarker.jsx" and "Bookmarker Help.pdf") to "ScriptUI Panels" folder:
  - Windows: **Program Files\Adobe\Adobe After Effects <version>\Support Files\Scripts**
  - Mac OS: **Applications/Adobe After Effects <version>/Scripts**

If folder **ScriptUI Panels** does not exist, create a folder and name it "ScriptUI Panels". Then paste the copied files into it.

2. Allow script to access network to avoid unnecessary problems while loading GUI. This option is under **General** tab of After Effects **Preference** pane:
  - Windows: **Edit > Preferences > General**
  - Mac: **After Effects > Preferences > General**

Once Installation is finished run the script in After Effects by clicking **Window > Bookmarker**

# Interface



Open project



Import multiple projects  
to After Effects



Save bookmark



Edit or replace  
bookmark



Rearrange bookmarks



Delete bookmark



Reveal project file  
in finder



Bookmark external  
After Effects files



Refresh list



Settings

**Open project** - opens After Effects project that links to selected bookmark;

**Import project** - imports After Effects projects to current project.

**Save bookmark** - saves currently opened After Effects project file as a bookmark.

**Edit or replace bookmark** - link bookmark to currently opened project file, rename bookmark, replace preview image, edit comments;

**Rearrange bookmarks** - changes the order of bookmarks in the list;

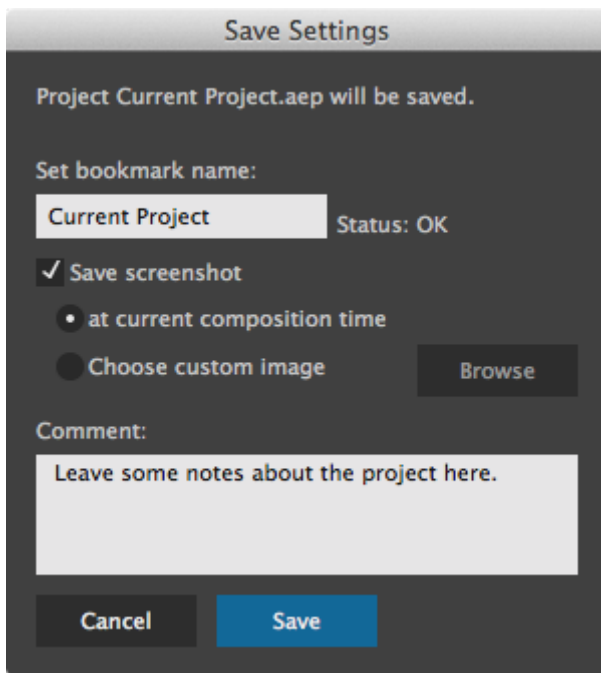
**Delete bookmark** - removes selected bookmarks from the list. Multi-selection is allowed. Original After Effects file is left untouched;

**Reveal in finder** - opens folder/finder window with preselected After Effects file, that bookmark is linked to.

**Bookmark external files** - save multiple After Effects files as bookmarks.

**Refresh list** - force to reload the list of bookmarks. Useful when more than one machine reads and writes same bookmarks file.

**Settings** - opens window with user preferences.



## Save settings

Project file must be saved before you can bookmark it. Script will set bookmark's name as your After Effects project file name. In case bookmark with such name already exist, you will be prompted to set different name.

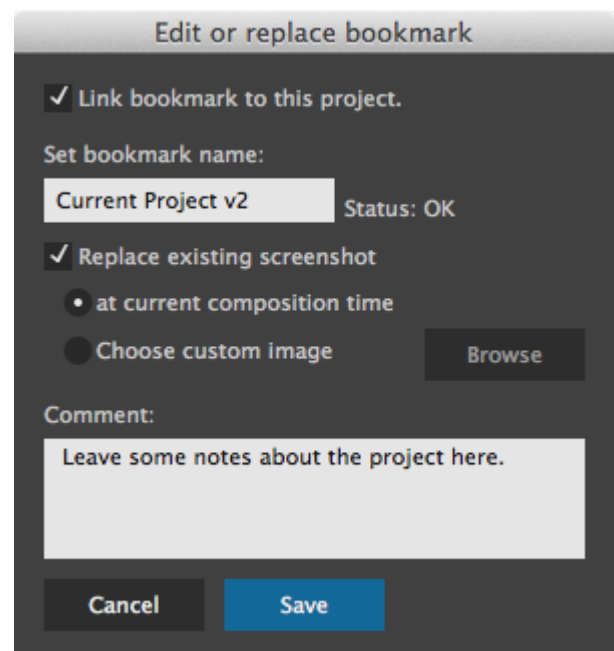
Screenshot can be saved at **current time** or you can upload **custom** one.

In **Comment** section you can leave some notes about the project, or you can ignore it and edit them later with "Edit or replace bookmark".

## Edit or replace bookmark

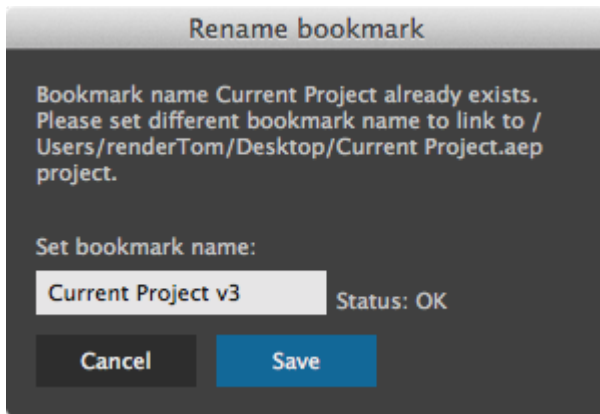
You can link currently opened After Effects project to selected bookmark. This option is useful in case you need to link bookmark to newer revision of the project, and leave screenshot and comments untouched.

You can rename bookmark in **Set bookmark name** field. Script will automatically search for duplicate bookmark names, as duplicates are not allowed in the script.



Replace or assign new screenshot by enabling **Replace existing screenshot**. Script will capture (if possible) the screenshot of your opened composition at current time indicator, or you can browse to upload custom one.

Leave project notes in **Comments** field.



**Rename bookmark** upon importing external After Effects files

As script sets bookmark names based on file names, it also looks for duplicates. If such bookmark name already exists in the list, you will be prompted to set different name that links to this particular project.

NOTE: you are not renaming project file, only defining new name for the bookmark.

## Bookmarker settings

**Remove dead bookmarks on startup** - bookmarks, that link to non-existing project files will be removed from the list.

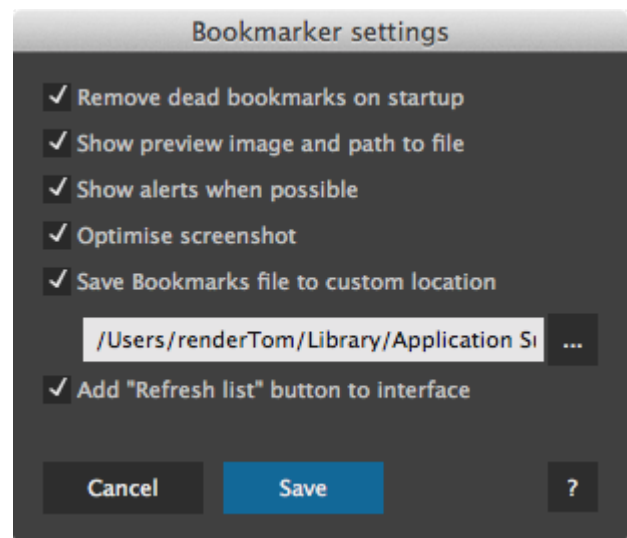
**Show preview image and path to file** - enable this box to view screenshot, path to file and comments.

**Show alerts when possible** - if this option you will not receive any notification when deleting bookmark. Removing dead bookmarks on startup will also be silent. Turn this option off if you are comfortable with the script and know what you are doing.

**Optimise screenshot** - the dimensions of captured screenshot is the same as your current composition. However, script UI uses 192x108 px images. While this checkbox is enabled, script will temporarily scale down composition to save optimised screenshot.

**Save Bookmarks file to custom location** - set custom path for bookmarks preference file. Useful if you want multiple machines to use same bookmarks.

**Add "Refresh list" button to interface** - updates interface with new button that forces to reload bookmarks. This option should be enabled if multiple computers are using same bookmarks.





# ***Bookmarker***

by Tomas Šinkūnas  
[www.rendertom.com](http://www.rendertom.com)